

2018 FORMULA KITE SOUTHAMERICAN CHAMPIONSHIPS

LOCAL SAILING INSTRUCTIONS

Rules in these Local Sailing Instructions (ASI) replace or complement rules in the NoR/SI

5 SCHEDULE

Issued by IKA 16 November 2018

- 5.2 6 races per class/flight/fleet per day are scheduled for the opening series.
- 5.2.3 Not more than 7 races per flight/fleet will be sailed per day.
- 5.3 There will be a daily riders briefing at 10:30 at the official notice board except otherwise posted on the Official Notice Board.
- 5.4 No warning signal will be made before 11:00 hours except otherwise posted on the official notice board.
- 5.5 No warning signal will be made after 17:00 hours.
- 5.6 On the last day of the regatta no warning signal will be made after 16:00 hours.

9 COURSES AND RACING AREAS

- 9.4 Course Marks are:
 - Marks 1, 2, 3, 4, 5: Red cylindrical Marks
 - Star/Finish Pin: White inflatable cylindrical mark

11 COMMUNICATION WITH COMPETITORS

- 11.1 The Official Notice board is located on the South Window of the Restaurant of the Yacht Clube Veleiros da Ilha. The Official Flag Pole is located Manager Building at the Yacht Club Veleiros da Ilha.
- 11.6 Fleet/group/division flags are:

MEN YELLOW GROUP / GOLD	YELLOW
MEN BLUE GROUP / SILVER	BLUE
MEN RED GROUP / BRONZE	RED

Official sponsor :



Organizing:



MEN GREEN GROUP / EMERALD	GREEN
WOMEN	PINK
MEN PLATINUM (Medal Race)	WHITE

14 [DP] CODE OF CONDUCT

14.5 Competitors are reminded to respect any advise of a Club employee.

17 INTERNATIONAL JURY

An International Jury is appointed in accordance with RRS 91(b). Their decisions will be final and cannot be appealed, as specified in RRS 70.5.

Members of the International Jury:

Gustavo Bernabei (ARG) –	IJ
Francisco Calish (BRA)	IJ
Martin Sanches (URU)	IJ
Fabio Bocciarelli (BRA)	NJ
Konstantin Knebel (BRA)	NJ

18 PROTESTS, PENALTIES AND REQUESTS FOR REDRESS

18.1.1 For each fleet/group/division, the protest time limit is 40 minutes after the last kiteboard has finished the last race of the day for that fleet/group/division, or when AP over A, or N over A is displayed.

Official sponsor :

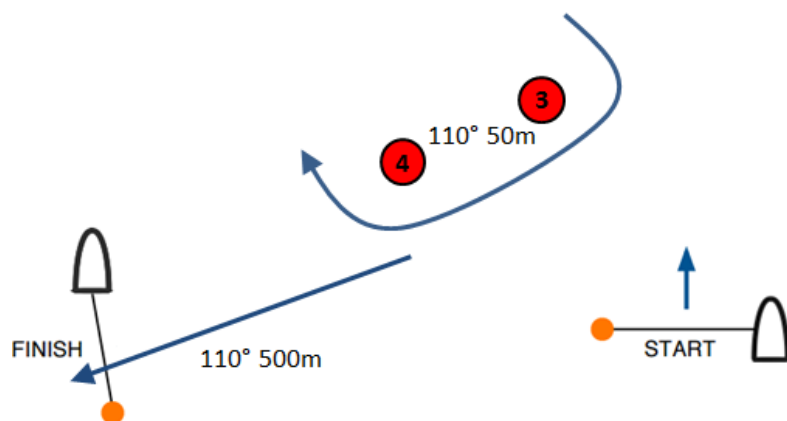
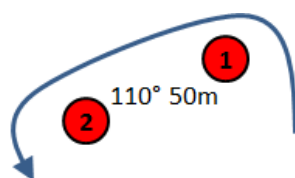


Organizing:



ADDENDUM A – COURSE DIAGRAMS

X 1/2/3



X 1: Start – 1 – 2 – 3S – 4S – Finish

X 2: Start – 1 – 2 – 3S – 4S – 1 – 2 – 3S – 4S – Finish

X 3: Start – 1 – 2 – 3S – 4S – 1 – 2 – 3S – 4S – 1 – 2 – 3S – 4S – Finish

All distances and course angles are approximate.

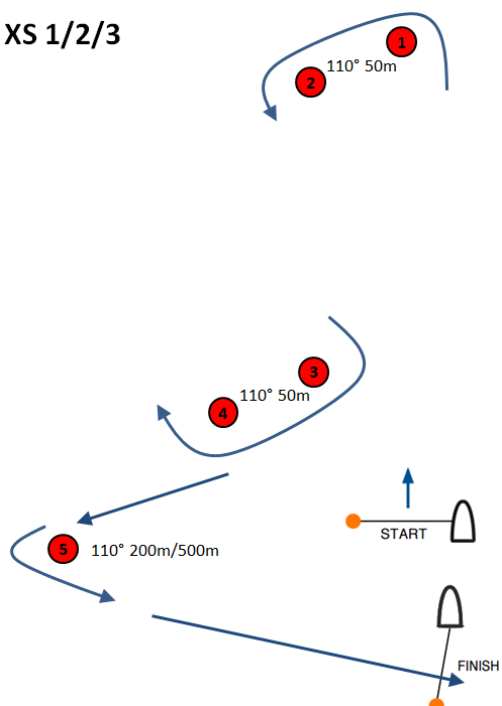
Official sponsor :



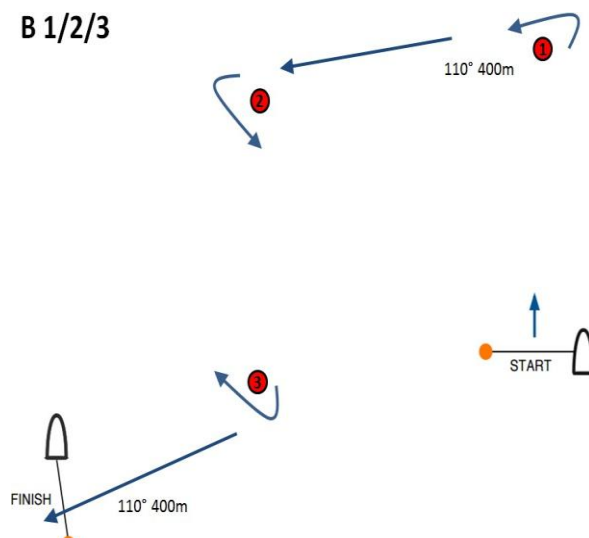
Organizing:



XS 1/2/3



B 1/2/3



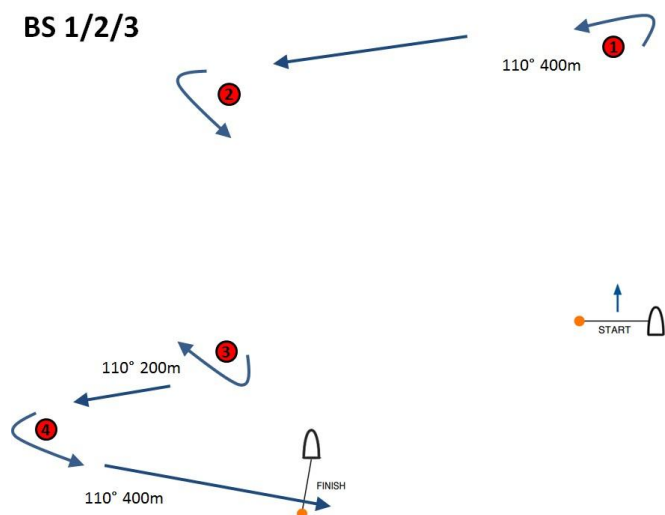
XS 1: Start – 1 – 2 – 3S – 4S – 5 – Finish
 XS 2: Start – 1 – 2 – 3S – 4S – 1 – 2 – 3S – 4S – 5 – Finish
 XS 3: Start – 1 – 2 – 3S – 4S – 1 – 2 – 3S – 4S – 1 – 2 – 3S – 4S – 5 – Finish

All distances and course angles are approximate.

B 1: Start – 1 – 2 – 3S – Finish
 B 2: Start – 1 – 2 – 3S – 2 – 3S – Finish
 B 3: Start – 1 – 2 – 3S – 2 – 3S – 2 – 3S – Finish

All distances and course angles are approximate.

BS 1/2/3



BS 1: Start – 1 – 2 – 3S – 4 – Finish
 BS 2: Start – 1 – 2 – 3S – 2 – 3S – 4 – Finish
 BS 3: Start – 1 – 2 – 3S – 2 – 3S – 2 – 3S – 4 – Finish

All distances and course angles are approximate.

Official sponsor :



Organizing:

